

Introductory sub-table (I)(a)

Name of the Company: Sreechem Resins Limited			
Scrip Code, Name of the scrip, class of security: 514248			
Quarter ended: September 2015			
Partly paid-up shares:-	No. of partly paid-up shares	As a % of total no. of partly paid-up shares	As a % of total no. of shares of the company
Held by promoter/promoter group	Nil	Nil	Nil
Held by public	Nil	Nil	Nil
Total	Nil	Nil	Nil
Outstanding convertible securities:-	No. of outstanding securities	As a % of total no. of outstanding convertible securities	As a % of total no. of shares of the company, assuming full conversion of the convertible securities
Held by promoter/promoter group	NIL	NIL	NIL
Held by public	NIL	NIL	NIL
Total	NIL	NIL	NIL
Warrants:-	No. of warrants	As a % of total no. of warrants	As a % of total no. of shares of the company, assuming full conversion of warrants
Held by promoter/promoter group	NIL	NIL	NIL
Held by public	NIL	NIL	NIL
Total	NIL	NIL	NIL
Total paid-up capital of the company, assuming full conversion of warrants and convertible securities	4,000,000.00		

For SREECHEM RESINS LTD.




 Managing Director

Statement Showing Shareholding Pattern


Category code	Category of Shareholder	Number of Share holders	Table (I)(a)		Total shareholding as a percentage of total number of shares		Shares Pledged or otherwise encumbered	
			Total number of shares	Number of shares held in dematerialized form	As a percentage of (A+B) ¹	As a percentage of (A+B+C)	Number of shares	As a percentage
(I)	(II)	(III)	(IV)	(V)	(VI)	(VII)	(VIII)	(IX) = (VIII)/(IV)*100
(A)	Shareholding of Promoter and							
1	Indian							
(a)	Individuals/ Hindu Undivided Family							
		12	840,400	818,300	21.01	21.01	-	-
(b)	Central Government/ State Government(s)							
(c)	Bodies Corporate							
(d)	Financial Institutions/ Banks							
(e)	Any Others(Specify)							
(e-i)								
(e-ii)								
	Sub Total(A)(1)	12	840,400	818,300	21.01	21.01	-	-

For SREECHEM RESINS LTD.


 Managing Director

2	Foreign								
a	Individuals (Non-Residents Individuals/ Foreign Individuals)								
b	Bodies Corporate								
c	Institutions								
d	Qualified Foreign Investor								
e	Any Others(Specify)								
e-i									
e-ii									
	Sub Total(A)(2)	0	-	-	-	-	-	-	-
	Total Shareholding of Promoter and	12	840,400	818,300	21.01	21.01	-	-	-
(B)	Public shareholding								
1	Institutions								
(a)	Mutual Funds/ UTI								
(b)	Financial Institutions / Banks	1	1,900	1,900	0.05	0.05	-	-	-
(c)	Central Government/ State Government(s)								
(d)	Venture Capital Funds								
(e)	Insurance Companies								
(f)	Foreign Institutional Investors								
(g)	Foreign Venture Capital Investors								
(h)	Qualified Foreign Investor								
(i)	Any Other (specify)								
(i-ii)									
(i-ii)									
	Sub-Total (B)(1)	1	1,900	1,900	0.05	0.05	-	-	-

For SREECHEM RESINS LTD.



Managing Director


B 2	Non-institutions								
(a)	Bodies Corporate	86	1,076,200	968,900	26.91	26.91	-	-	
(b)	Individuals								
I	Individuals -i. Individual shareholders holding nominal share capital up to Rs 1 lakh	10610	2,005,500	536,299	50.14	50.14	-	-	
II	ii. Individual shareholders holding nominal share capital in excess of Rs. 1 lakh.	6	74,700	50,800	1.87	1.87	-	-	
(c)	Qualified Foreign Investor	1	100	100	0.00	0.00	-	-	
(d)	Any Other (Trust)	6	1,200	1,200	0.03	0.03	-	-	
(d-i)	NRI								
(d-ii)									
	Sub-Total (B)(2)	10709	3,157,700	1,557,299	78.94	78.94	-	-	
(B)	Total Public Shareholding (B)= (B)(1)+(B)(2)	10710	3,159,600	1,559,199	78.99	78.99	-	-	
	TOTAL (A)+(B)	10722	4,000,000	2,377,499	100.00	100.00	-	-	
(C)	Shares held by Custodians and against which Depository Receipts have been issued								
1	Promoter and Promoter Group	0	-	-	-	-	-	-	
2	Public	0	-	-	-	-	-	-	
	Sub-Total (C)	0	-	-	-	-	-	-	
	GRAND TOTAL (A)+(B)+(C)	10722	4,000,000	2,377,499	100.00	100.00	-	-	

For SREECHEM RESINS LTD.

S. N. Kabra
Managing Director

Sr.No	Notes
1	
2	
3	
4	
5	
6	
7	
8	
9	

For SREECHEM RESINS LTD.



Managing Director

(I)(b) Statement showing holding of securities (including shares, warrants, convertible securities) of persons belonging to the category “Promoter and Promoter Group”

Sr. No.	Name of the shareholder	Details of Shares held		Encumbered shares (*)			Details of warrants		Details of convertible securities		Total shares (including underlying shares assuming full conversion of warrants and convertible securities) as a % of diluted share capital
		Number of shares held	As a % of grand total (A)+(B)+(C)	No.	As a percentage	As a % of grand total (A)+(B)+(C) of sub-clause (I)(a)	Number of warrants held	As a % total number of warrants of the same class	Number of convertible securities held	As a % total number of convertible securities of the same class	
(I)	(II)	(III)	(IV)	(V)	(VI)=(V)/(III)*100	(VII)	(VIII)	(IX)	(X)	(XI)	(XII)
1	SATYA NARAYAN KABRA	414,600	10.37	-	-	-	-	-	-	-	10.37
2	KRISHNA KUMAR KABRA	24,300	0.61	-	-	-	-	-	-	-	0.61
3	VIKRAM KABRA	15,900	0.40	-	-	-	-	-	-	-	0.40
4	SASHI KABRA	1,000	0.03	-	-	-	-	-	-	-	0.03
5	MAHESH KABRA	5,200	0.13	-	-	-	-	-	-	-	0.13
6	BINOD SHARMA	339,500	8.49	-	-	-	-	-	-	-	8.49
7	RAJEE SHARMA	32,700	0.82	-	-	-	-	-	-	-	0.82
8	DEOKI NANADAN SHARMA	3,500	0.09	-	-	-	-	-	-	-	0.09
9	KANCHAN SHARMA	2,000	0.05	-	-	-	-	-	-	-	0.05
10	RAVI SHARMA	1,500	0.04	-	-	-	-	-	-	-	0.04
11	BRAJO MOHAN BANERJEE	100	0.00	-	-	-	-	-	-	-	0.00
12	BINOD SHARMA HUF	100	0.00	-	-	-	-	-	-	-	0.00
TOTAL		840,400	21.01	-	-	-	-	-	-	-	21.01

(*) The term “encumbrance” has the same meaning as assigned to it in regulation 28(3) of the SAST Regulations, 2011


For SREECHEM RESINS LTD.


Managing Director

(I)(c)(i) Statement showing holding of securities (including shares, warrants, convertible securities) of persons belonging to the category "Public" and holding more than 1% of the total number of shares

Sr. No.	Name of the shareholder	Number of shares held	Shares as a percentage of total number of shares {i.e., Grand Total (A)+(B)+(C) indicated in Statement at para (I)(a) above}	Details of warrants		Details of convertible securities		Total shares (including underlying shares assuming full conversion of warrants and convertible securities) as a % of diluted share capital
				Number of warrants held	As a % total number of warrants of the same class	Number of convertible securities held	% w.r.t total number of convertible securities of the same class	
1	KASTURI FISCAL PVT. LTD.	479,500	11.99	-	-	-	-	11.99
2	NIVEDAN MERCANTILES PVT. LTD.	268,800	6.72	-	-	-	-	6.72
3	SREECHEM FINANCE PVT. LTD.	166,700	4.17	-	-	-	-	4.17
4	ZADKO DISTRIBUTORS PVT. LTD.	65,500	1.64	-	-	-	-	1.64
TOTAL		980,500	24.51	-	-	-	-	24.51

For SREECHEM RESINS LTD.


Managing Director

(I)(c)(ii) Statement showing holding of securities (including shares, warrants, convertible securities) of persons (together with PAC) belonging to the category “Public” and holding more than 5% of the total number of shares of the company

Sr. No.	Name(s) of the shareholder(s) and the Persons Acting in Concert (PAC) with them	Number of shares	Shares as a percentage of total number of shares {i.e., Grand Total (A)+(B)+(C) indicated in Statement at para (I)(a) above}	Details of warrants		Details of convertible securities		Total shares (including underlying shares assuming full conversion of warrants and convertible securities) as a % of diluted share capital
				Number of warrants	As a % total number of warrants of the same class	Number of convertible securities held	% w.r.t total number of convertible securities of the same class	
1	KASTURI FISCAL PVT. LTD.	479,500	11.99	-	-	-	-	11.99
2	NIVEDAN MERCANTILES PVT. LTD.	268,800	6.72	-	-	-	-	6.72
TOTAL		748,300	18.71	-	-	-	-	18.71

For SREECHEM RESINS LTD.


Managing Director

(I)(d) Statement showing details of locked-in shares

Sr. No.	Name of the shareholder	Number of locked-in shares	Locked-in shares as a percentage of total number of shares {i.e., Grand Total (A)+(B)+(C) indicated in Statement at para (I)(a) above}
1	-	-	-
TOTAL		-	-

For SREECHEM RESINS LTD.


Managing Director

(II)(a) Statement showing details of Depository Receipts (DRs)

Sr. No.	Type of outstanding DR (ADRs, GDRs, SDRs, etc.)	Number of outstanding DRs	Number of shares underlying outstanding DRs	Shares underlying outstanding DRs as a percentage of total number of shares {i.e., Grand Total (A)+(B)+(C) indicated in Statement at para (I)(a) above}
1	-	-	-	-
TOTAL		-	-	-

For SREECHEM RESINS LTD.


Managing Director

(II)(b) Statement showing holding of Depository Receipts (DRs), where underlying shares held by "promoter/promoter group" are in excess of 1% of the total number of shares

Sr. No.	Name of the DR Holder	Type of outstanding DR (ADRs, GDRs, SDRs, etc.)	Number of shares underlying outstanding DRs	Shares underlying outstanding DRs as a percentage of total number of shares {i.e., Grand Total (A)+(B)+(C) indicated in Statement at para (I)(a) above}
1	-	-	-	-
TOTAL		-	-	-

For SREECHEM RESINS LTD.


Managing Director