

General information about company

Scrip code	514248
NSE Symbol	
MSEI Symbol	
ISIN	INE377C01010
Name of the company	SREECHEM RESINS LTD.
Whether company is SME	No
Class of Security	Equity Shares
Type of report	Quarterly
Quarter Ended / Half year ended/Date of Report (For Prelisting / Allotment)	31-12-2022
Date of allotment / extinguishment (in case Capital Restructuring selected) / Listing Date	
Shareholding pattern filed under	Regulation 31 (1) (b)
Whether the listed entity is Public Sector Undertaking (PSU)?	No

Declaration

Sr. No.	Particular	Yes/No	Promoter and Promoter Group	Public shareholder	Non Promoter- Non Public
1	Whether the Listed Entity has issued any partly paid up shares?	No	No	No	No
2	Whether the Listed Entity has issued any Convertible Securities ?	No	No	No	No
3	Whether the Listed Entity has issued any Warrants ?	No	No	No	No
4	Whether the Listed Entity has any shares against which depository receipts are issued?	No	No	No	No
5	Whether the Listed Entity has any shares in locked-in?	No	No	No	No
6	Whether any shares held by promoters are pledge or otherwise encumbered?	No	No		
7	Whether company has equity shares with differential voting rights?	No	No	No	No
8	Whether the listed entity has any significant beneficial owner?	No			

Table VI - Statement showing foreign ownership limits

Particular	Approved limits (%)	Limits utilized (%)
As on shareholding date	100	0.14
As on the end of previous 1st quarter	100	0.12
As on the end of previous 2nd quarter	100	0.05
As on the end of previous 3rd quarter	100	0.04
As on the end of previous 4th quarter	100	0.04

Table I - Summary Statement holding of specified securities

Category (I)	Category of shareholder (II)	Nos. Of shareholders (III)	No. of fully paid up equity shares held (IV)	No. Of Partly paid-up equity shares held (V)	No. Of shares underlying Depository Receipts (VI)	Total nos. shares held (VII) = (IV)+ (V)+ (VI)	Shareholding as a % of total no. of shares (calculated as per SCRR, 1957) (VIII) As a % of (A+B+C2)	Number of Voting Rights held in each class of securities (IX)			
								No of Voting (XIV) Rights			Total as a % of (A+B+C)
								Class eg: X	Class eg:y	Total	
(A)	Promoter & Promoter Group	7	840900			840900	21.02	840900		840900	21.02
(B)	Public	10228	3159100			3159100	78.98	3159100		3159100	78.98
(C)	Non Promoter-Non Public										
(C1)	Shares underlying DRs										
(C2)	Shares held by Employee Trusts										
	Total	10235	4000000			4000000	100	4000000		4000000	100

Table I - Summary Statement holding of specified securities

Category (I)	Category of shareholder (II)	No. Of Shares Underlying Outstanding convertible securities (X)	No. of Shares Underlying Outstanding Warrants (Xi)	No. Of Shares Underlying Outstanding convertible securities and No. Of Warrants (Xi) (a)	Shareholding , as a % assuming full conversion of convertible securities (as a percentage of diluted share capital) (XI)= (VII)+(X) As a % of (A+B+C2)	Number of Locked in shares (XII)		Number of Shares pledged or otherwise encumbered (XIII)		Number of equity shares held in dematerialized form (XIV)	Sub-categorization of shares		
						No. (a)	As a % of total Shares held (b)	No. (a)	As a % of total Shares held (b)		Sub-category (i)	Sub-category (ii)	Sub-category (iii)
(A)	Promoter & Promoter Group				21.02					840900			
(B)	Public				78.98					1872199	0	0	0
(C)	Non Promoter-Non Public												
(C1)	Shares underlying DRs												
(C2)	Shares held by Employee Trusts												
	Total				100					2713099	0	0	0

Table II - Statement showing shareholding pattern of the Promoter and Promoter Group

Sr.	Category & Name of the Shareholders (I)	Nos. Of shareholders (III)	No. of fully paid up equity shares held (IV)	No. Of Partly paid-up equity shares held (V)	No. Of shares underlying Depository Receipts (VI)	Total nos. shares held (VII) = (IV)+(V)+(VI)	Shareholding as a % of total no. of shares (calculated as per SCRR, 1957) (VIII) As a % of (A+B+C2)	Number of Voting Rights held in each class of securities (IX)			
								No of Voting (XIV) Rights			Total as a % of Total Voting rights
								Class eg: X	Class eg:y	Total	
A	Table II - Statement showing shareholding pattern of the Promoter and Promoter Group										
(1)	Indian										
(a)	Individuals/Hindu undivided Family	7	840900			840900	21.02	840900		840900	21.02
Sub-Total (A)(1)		7	840900			840900	21.02	840900		840900	21.02
(2)	Foreign										
Total Shareholding of Promoter and Promoter Group (A)=(A)(1)+(A)(2)		7	840900			840900	21.02	840900		840900	21.02
B	Table III - Statement showing shareholding pattern of the Public shareholder										
(1)	Institutions (Domestic)										
(d)	Banks	1	1900			1900	0.05	1900		1900	0.05
Sub-Total (B)(1)		1	1900			1900	0.05	1900		1900	0.05
(2)	Institutions (Foreign)										
(3)	Central Government / State Government(s)										
(4)	Non-institutions										
(g)	Resident Individuals holding nominal share capital up to Rs. 2 lakhs	10107	1997700			1997700	49.94	1997700		1997700	49.94
(h)	Resident Individuals holding nominal share capital in excess of Rs. 2 lakhs	2	141500			141500	3.54	141500		141500	3.54
(i)	Non Resident Indians (NRIs)	17	5600			5600	0.14	5600		5600	0.14
(l)	Bodies Corporate	63	992900			992900	24.82	992900		992900	24.82
(m)	Any Other (specify)	38	19500			19500	0.49	19500		19500	0.49
Sub-Total (B)(4)		10227	3157200			3157200	78.93	3157200		3157200	78.93
Total Public Shareholding (B)=(B)(1)+(B)(2)+(B)(3)+(B)(4)		10228	3159100			3159100	78.98	3159100		3159100	78.98
C	Table IV - Statement showing shareholding pattern of the Non Promoter- Non Public shareholder										
Total (A+B+C2)		10235	4000000			4000000	100	4000000		4000000	100
Total (A+B+C)		10235	4000000			4000000	100	4000000		4000000	100

Table II - Statement showing shareholding pattern of the Promoter and Promoter Group

Sr.	No. Of Shares Underlying Outstanding convertible securities (X)	No. of Shares Underlying Outstanding Warrants (Xi)	No. Of Shares Underlying Outstanding convertible securities and No. Of Warrants (Xi) (a)	Shareholding , as a % assuming full conversion of convertible securities (as a percentage of diluted share capital) (XI)= (VII)+(X) As a % of (A+B+C2)	Number of Locked in shares (XII)		Number of Shares pledged or otherwise encumbered (XIII)		Number of equity shares held in dematerialized form (XIV)	Sub-categorization of shares		
					No. (a)	As a % of total Shares held (b)	No. (a)	As a % of total Shares held (b)		Sub-category (i)	Sub-category (ii)	Sub-category (iii)
A	Table II - Statement showing shareholding pattern of the Promoter and Promoter Group											
(1)	Indian											
(a)				21.02					840900			
Sub-Total (A) (1)				21.02					840900			
(2)	Foreign											
Total Shareholding of Promoter and Promoter Group (A)= (A)(1)+(A)(2)				21.02					840900			
B	Table III - Statement showing shareholding pattern of the Public shareholder											
(1)	Institutions (Domestic)											
(d)				0.05					1900	0	0	0
Sub-Total (B) (1)				0.05					1900	0	0	0
(2)	Institutions (Foreign)											
(3)	Central Government / State Government(s)											
(4)	Non-institutions											
(g)				49.94					732499	0	0	0
(h)				3.54					141500	0	0	0
(i)				0.14					5600	0	0	0
(l)				24.82					971200	0	0	0
(m)				0.49					19500	0	0	0
Sub-Total (B) (4)				78.93					1870299	0	0	0
Total Public Shareholding (B)=(B)(1)+(B)(2)+(B)(3)+(B)(4)				78.98					1872199	0	0	0
C	Table IV - Statement showing shareholding pattern of the Non Promoter- Non Public shareholder											
Total (A+B+C2)				100					2713099			
Total (A+B+C)				100					2713099			

Individuals/Hindu undivided Family


Serial No.	1	2	3	4	5	6	7
Name of the Shareholders (I)	SATYA NARAYAN KABRA	BINOD SHARMA	RAJEE SHARMA	VIKRAM KABRA	KANCHAN SHARMA	RAVI SHARMA	VIBHOR SHARMA
PAN (II)	AFSPK4160Q	AMNPS2940Q	AKVPS6641N	AKKPK0325Q	ADQPS3056D	ADGPS1367R	BCVPS0303Q
No. of fully paid up equity shares held (IV)	445200	343100	32700	15900	2000	1500	500
No. Of Partly paid-up equity shares held (V)							
No. Of shares underlying Depository Receipts (VI)							
Total nos. shares held (VII) = (IV)+ (V)+ (VI)	445200	343100	32700	15900	2000	1500	500
Shareholding as a % of total no. of shares (calculated as per SCRR, 1957) (VIII) As a % of (A+B+C2)	11.13	8.58	0.82	0.4	0.05	0.04	0.01
Number of Voting Rights held in each class of securities (IX)							
Class eg:X	445200	343100	32700	15900	2000	1500	500
Class eg:y							
Total	445200	343100	32700	15900	2000	1500	500
Total as a % of Total Voting rights	11.13	8.58	0.82	0.4	0.05	0.04	0.01
No. Of Shares Underlying Outstanding convertible securities (X)							
No. of Shares Underlying Outstanding Warrants (Xi)							
No. Of Shares Underlying Outstanding convertible securities and No. Of Warrants (Xi) (a)							
Shareholding , as a % assuming full conversion of convertible securities (as a percentage of diluted share capital) (XI)= (VII)+(Xi)(a) As a % of (A+B+C2)	11.13	8.58	0.82	0.4	0.05	0.04	0.01
Number of Locked in shares (XII)							

No. (a)							
As a % of total Shares held (b)							
Number of Shares pledged or otherwise encumbered (XIII)							
No. (a)							
As a % of total Shares held (b)							
Number of equity shares held in dematerialized form (XIV)	445200	343100	32700	15900	2000	1500	500
Reason for not providing PAN							
Reason for not providing PAN							
Shareholder type	Promoter	Promoter	Promoter Group	Promoter Group	Promoter Group	Promoter Group	Promoter Group

Individuals/Hindu undivided Family

Serial No.	8	9	10	11	12	
Name of the Shareholders (I)	KRISHNA KUMAR KABRA	SASHI KABRA	MAHESH KABRA	BRAJO MOHAN BANERJEE	BINOD SHARMA (HUF)	Click here to go back
PAN (II)	AEWPK3874L	AGBPK0589R	AGCPK9182F	ADYPB8592K	AACHB5156J	Total
No. of fully paid up equity shares held (IV)	0	0	0	0	0	840900
No. Of Partly paid-up equity shares held (V)						
No. Of shares underlying Depository Receipts (VI)						
Total nos. shares held (VII) = (IV)+ (V)+ (VI)	0	0	0	0	0	840900
Shareholding as a % of total no. of shares (calculated as per SCRR, 1957) (VIII) As a % of (A+B+C2)	0	0	0	0	0	21.02
Number of Voting Rights held in each class of securities (IX)						
Class eg:X	0	0	0	0	0	840900
Class eg:y						
Total	0	0	0	0	0	840900
Total as a % of Total Voting rights	0	0	0	0	0	21.02
No. Of Shares Underlying Outstanding convertible securities (X)						
No. of Shares Underlying Outstanding Warrants (Xi)						
No. Of Shares Underlying Outstanding convertible securities and No. Of Warrants (Xi) (a)						
Shareholding , as a % assuming full conversion of convertible securities (as a percentage of diluted share capital) (XI)= (VII)+(Xi)(a) As a % of (A+B+C2)	0	0	0	0	0	21.02
Number of Locked in shares (XII)						


No. (a)						
As a % of total Shares held (b)						
Number of Shares pledged or otherwise encumbered (XIII)						
No. (a)						
As a % of total Shares held (b)						
Number of equity shares held in dematerialized form (XIV)	0	0	0	0	0	840900
Reason for not providing PAN						
Reason for not providing PAN						
Shareholder type	Promoter Group	Promoter Group	Promoter Group	Promoter Group	Promoter Group	



Bodies Corporate

Serial No.	1	2	3	
Name of the Shareholders (I)	KASTURI FISCAL PVT. LTD.	NIVEDAN MERCANTILES PVT. LTD.	SREECHEM FINANCE PRIVATE LIMITED	Click here to go back
PAN (II)	AABCK1149E	AAACN8705G	AADCS7230A	Total
No. of fully paid up equity shares held (IV)	482400	268800	175000	926200
No. Of Partly paid-up equity shares held (V)				
No. Of shares underlying Depository Receipts (VI)				
Total nos. shares held (VII) = (IV)+ (V)+ (VI)	482400	268800	175000	926200
Shareholding as a % of total no. of shares (calculated as per SCRR, 1957) (VIII) As a % of (A+B+C2)	12.06	6.72	4.38	23.16
Number of Voting Rights held in each class of securities (IX)				
Class eg: X	482400	268800	175000	926200
Class eg:y				
Total	482400	268800	175000	926200
Total as a % of Total Voting rights	12.06	6.72	4.38	23.16
No. Of Shares Underlying Outstanding convertible securities (X)				
No. of Shares Underlying Outstanding Warrants (Xi)				
No. Of Shares Underlying Outstanding convertible securities and No. Of Warrants (Xi) (a)				
Shareholding , as a % assuming full conversion of convertible securities (as a percentage of diluted share capital) (XI)= (VII)+(X) As a % of (A+B+C2)	12.06	6.72	4.38	23.16
Number of Locked in shares (XII)				


No. (a)				
As a % of total Shares held (b)				
Number of equity shares held in dematerialized form (XIV)	482400	268800	175000	926200
Reason for not providing PAN				
Reason for not providing PAN				
Sub-categorization of shares				
Shareholding (No. of shares) under				
Sub-category (i)	0	0	0	0
Sub-category (ii)	0	0	0	0
Sub-category (iii)	0	0	0	0



Individuals - ii. Individual shareholders holding nominal share capital in excess of Rs. 2 lakhs.

Serial No.	1	2	
Name of the Shareholders (I)	AKHILESH ANKALA	PRATYUSH MITTAL .	Click here to go back
PAN (II)	BCXPA7491P	AMLPM4119R	Total
No. of fully paid up equity shares held (IV)	71900	69600	141500
No. Of Partly paid-up equity shares held (V)			
No. Of shares underlying Depository Receipts (VI)			
Total nos. shares held (VII) = (IV)+ (V)+ (VI)	71900	69600	141500
Shareholding as a % of total no. of shares (calculated as per SCRR, 1957) (VIII) As a % of (A+B+C2)	1.8	1.74	3.54
Number of Voting Rights held in each class of securities (IX)			
Class eg: X	71900	69600	141500
Class eg:y			
Total	71900	69600	141500
Total as a % of Total Voting rights	1.8	1.74	3.54
No. Of Shares Underlying Outstanding convertible securities (X)			
No. of Shares Underlying Outstanding Warrants (Xi)			
No. Of Shares Underlying Outstanding convertible securities and No. Of Warrants (Xi) (a)			
Shareholding , as a % assuming full conversion of convertible securities (as a percentage of diluted share capital) (XI)= (VII)+(X) As a % of (A+B+C2)	1.8	1.74	3.54
Number of Locked in shares (XII)			

No. (a)			
As a % of total Shares held (b)			
Number of equity shares held in dematerialized form (XIV)	71900	69600	141500
Reason for not providing PAN			
Reason for not providing PAN			
Sub-categorization of shares			
Shareholding (No. of shares) under			
Sub-category (i)	0	0	0
Sub-category (ii)	0	0	0
Sub-category (iii)	0	0	0



Any Other (specify)

Serial No.	1	2	3	
Category	Trusts	HUF	Clearing Members	
Category / More than 1 percentage	Category	Category	Category	
Name of the Shareholders (I)				Click here to go back
PAN (II)				Total
No. of the Shareholders (I)	1	35	2	38
No. of fully paid up equity shares held (IV)	100	16100	3300	19500
No. Of Partly paid-up equity shares held (V)				
No. Of shares underlying Depository Receipts (VI)				
Total nos. shares held (VII) = (IV)+ (V)+ (VI)	100	16100	3300	19500
Shareholding as a % of total no. of shares (calculated as per SCRR, 1957) (VIII) As a % of (A+B+C2)	0	0.4	0.08	0.48
Number of Voting Rights held in each class of securities (IX)				
Class eg: X	100	16100	3300	19500
Class eg:y				
Total	100	16100	3300	19500
Total as a % of Total Voting rights	0	0.4	0.08	0.48
No. Of Shares Underlying Outstanding convertible securities (X)				
No. of Shares Underlying Outstanding Warrants (Xi)				
No. Of Shares Underlying Outstanding convertible securities and No. Of Warrants (Xi) (a)				
Shareholding , as a % assuming full conversion of convertible securities (as a				

percentage of diluted share capital) (XI)= (VII)+(X) As a % of (A+B+C2)	0	0.4	0.08	0.48
Number of Locked in shares (XII)				
No. (a)				
As a % of total Shares held (b)				
Number of equity shares held in dematerialized form (XIV)	100	16100	3300	19500
Reason for not providing PAN				
Reason for not providing PAN				
Sub-categorization of shares				
Shareholding (No. of shares) under				
Sub-category (i)	0	0	0	0
Sub-category (ii)	0	0	0	0
Sub-category (iii)	0	0	0	0

